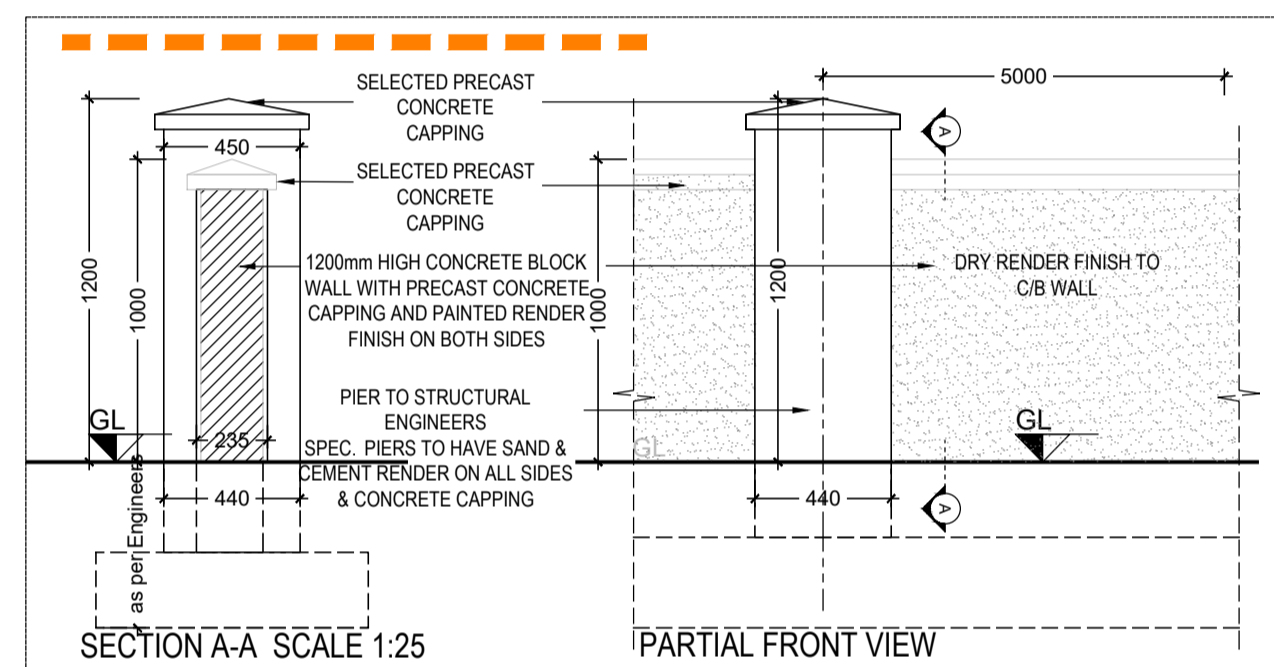
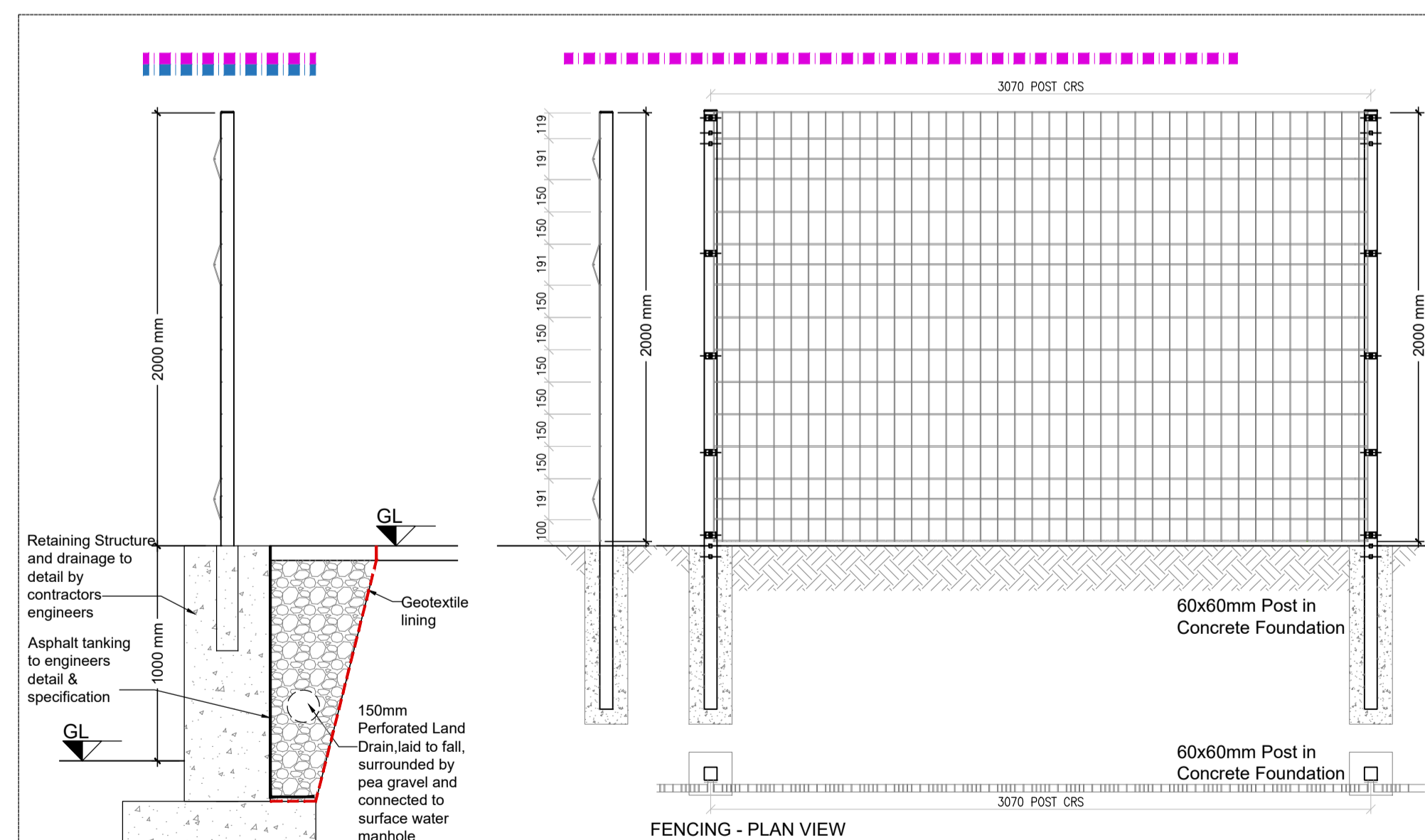


BOUNDARY TYPE 1
2.0m HIGH RENDERED FRONT WALL WITH PIERSES
SCALE 1:50 @ A3

IN SITU CONCRETE CAPPING



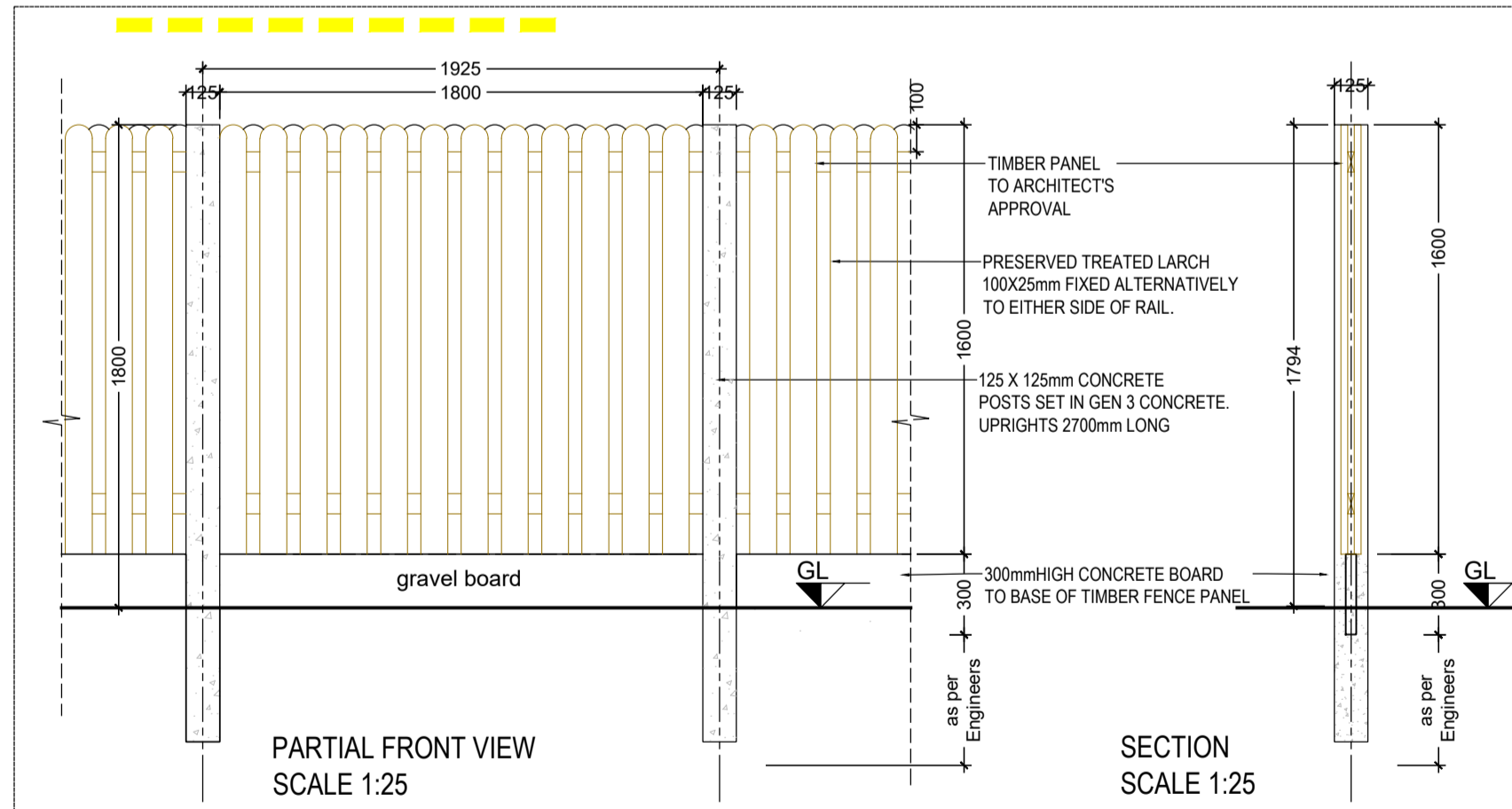
BOUNDARY TYPE 2
1.2m HIGH RENDERED FRONT WALL WITH PIERSES
SCALE 1:50 @ A3



BOUNDARY TYPE 5
2m STEEL WELDMESH FENCE
SCALE 1:50 @ A3

EXTERNAL GATE SCHEDULE

GROUND L.	18 no. of Gates	1 no. of Gates
Door / Screen Types:	<p>Gate type A from G-01 GL to G-12 GL from G-14 GL to G-19 GL</p>	<p>Gate type B G-13 GL</p>
No. per site plan	18	1
Door Reference	from G-01 to G-12 & from G-14 to G-19	G-13
Type	A	B
Location	Back Garden door	Front Garden door
Opn Size	1000 x 1800 (1750)mm	1225 x 1150 (1140)mm
Ironmongery Specification	Gates will be fitted with two galvanised T-hinges and a galvanised sliding bolt which can accommodate a padlock, that the occupant might fit later.	Gates will be fitted with two galvanised T-hinges and a galvanised sliding bolt which can accommodate a padlock, that the occupant might fit later.



BOUNDARY TYPE 3*
1.8M HIGH REAR GARDEN CONCRETE POST & TIMBER PANELS WALL
SCALE 1:50 @ A3

NOTE: Concrete posts 125x125x2400mm long at 1925mm centres set in GEN 3 concrete. Rails 100x75mm housed into posts & screwed. Slats 50x38mm screwed to rails at 100mm centres. All timber to be tanalised. VAC/VAC treated. 200mm high concrete plinth to base of timber fence panel

NOTES

DO NOT SCALE FROM THIS DRAWING. USE FIGURED DIMENSIONS ONLY.

VERIFY DIMENSION ON SITE AND REPORT ANY DISCREPANCIES TO KILKENNY COUNTY COUNCIL REP. IMMEDIATELY.

DRAWINGS TO BE READ IN CONJUNCTION WITH ALL SPECIFICATIONS AND OTHER DESIGN TEAM ENGINEERING DRAWINGS.

ALL CONSTRUCTION WORKS TO COMPLY WITH CURRENT BUILDING REGULATIONS.

Rev.	Description	Date
A	CHANGES TO HOUSE TYPE	APRIL 2024

HOUSING CAPITAL SECTION

Comhairle Chontae Chill Chainnigh
Kilkenny County Council
County Hall John Street Kilkenny
Tel: 056 779 4000
E-mail: info@kilkennyccoco.ie
Web: www.kilkennyccoco.ie

PLANNING	TENDER	CONSTRUCTION
----------	--------	--------------

PROJECT: An Tobar Tobernaepastia Freshford

DRAWING: Site Boundary Treatment 1/2

DRAWN BY:
CHECKED BY:
SCALE: as shown @ A1
DATE: October 2023
FILE No.: HS 158
DRAWING No.: PL-05