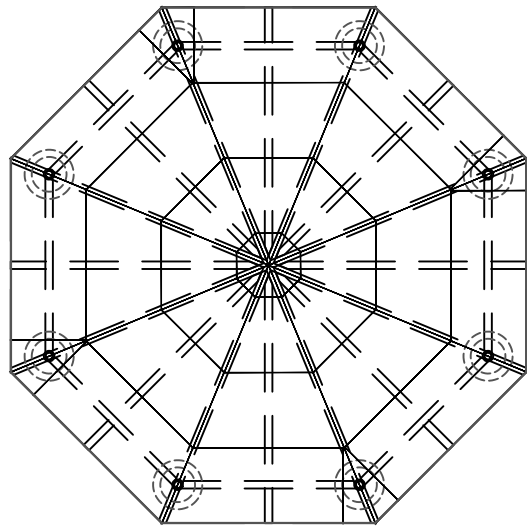


Platform Plan
Scale 1:100 @A3



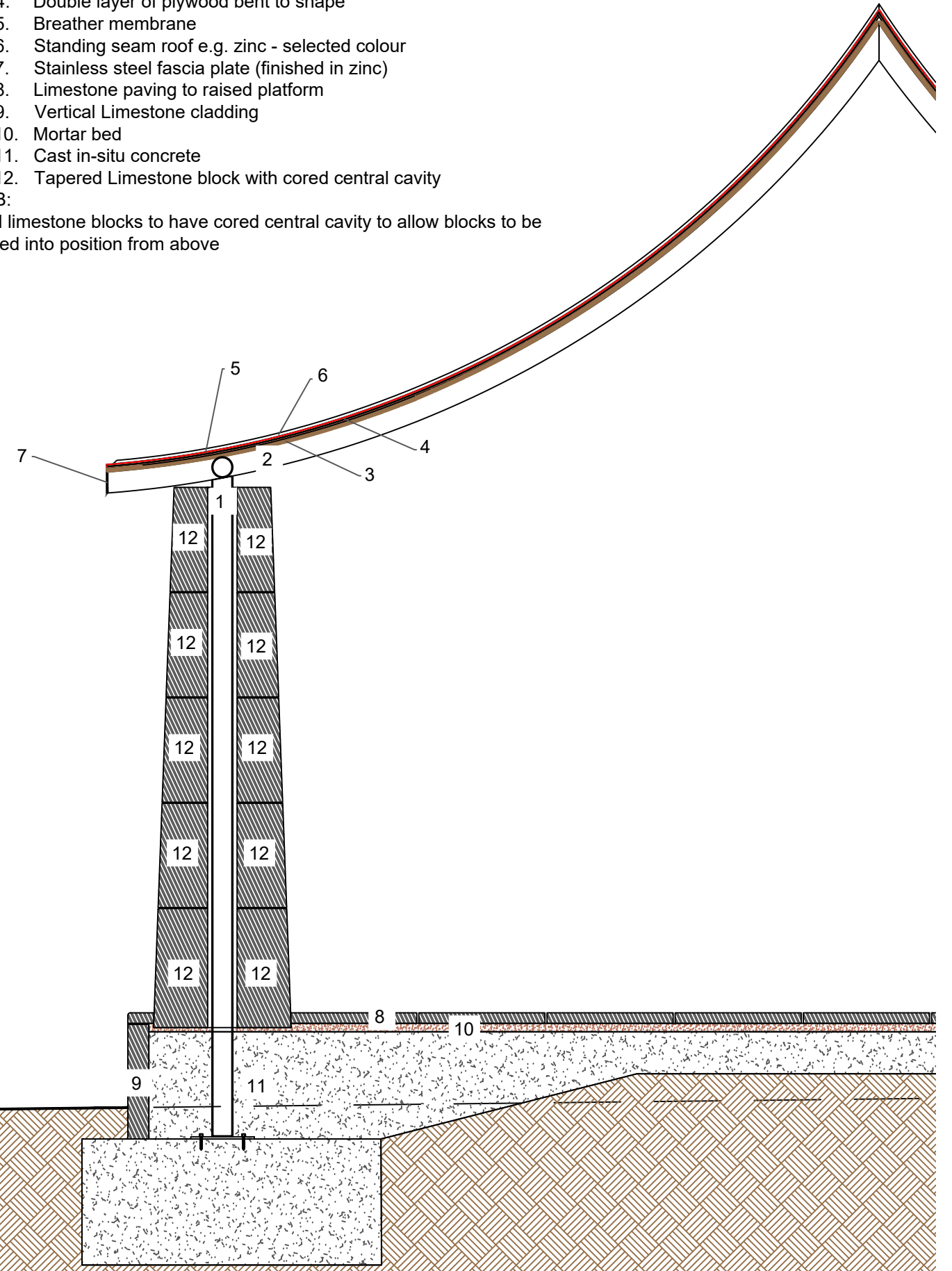
Roof Structure Plan
Scale 1:100 @A3

Legend


1. Tubular stainless steel fixed to foundation
2. Tubular stainless steel structure bent to shape
3. T+G western red cedar cladding to follow curve
4. Double layer of plywood bent to shape
5. Breather membrane
6. Standing seam roof e.g. zinc - selected colour
7. Stainless steel fascia plate (finished in zinc)
8. Limestone paving to raised platform
9. Vertical Limestone cladding
10. Mortar bed
11. Cast in-situ concrete
12. Tapered Limestone block with cored central cavity

NB:

All limestone blocks to have cored central cavity to allow blocks to be lifted into position from above



Bandstand Section
Scale 1:25@A3



Bandstand Perspective