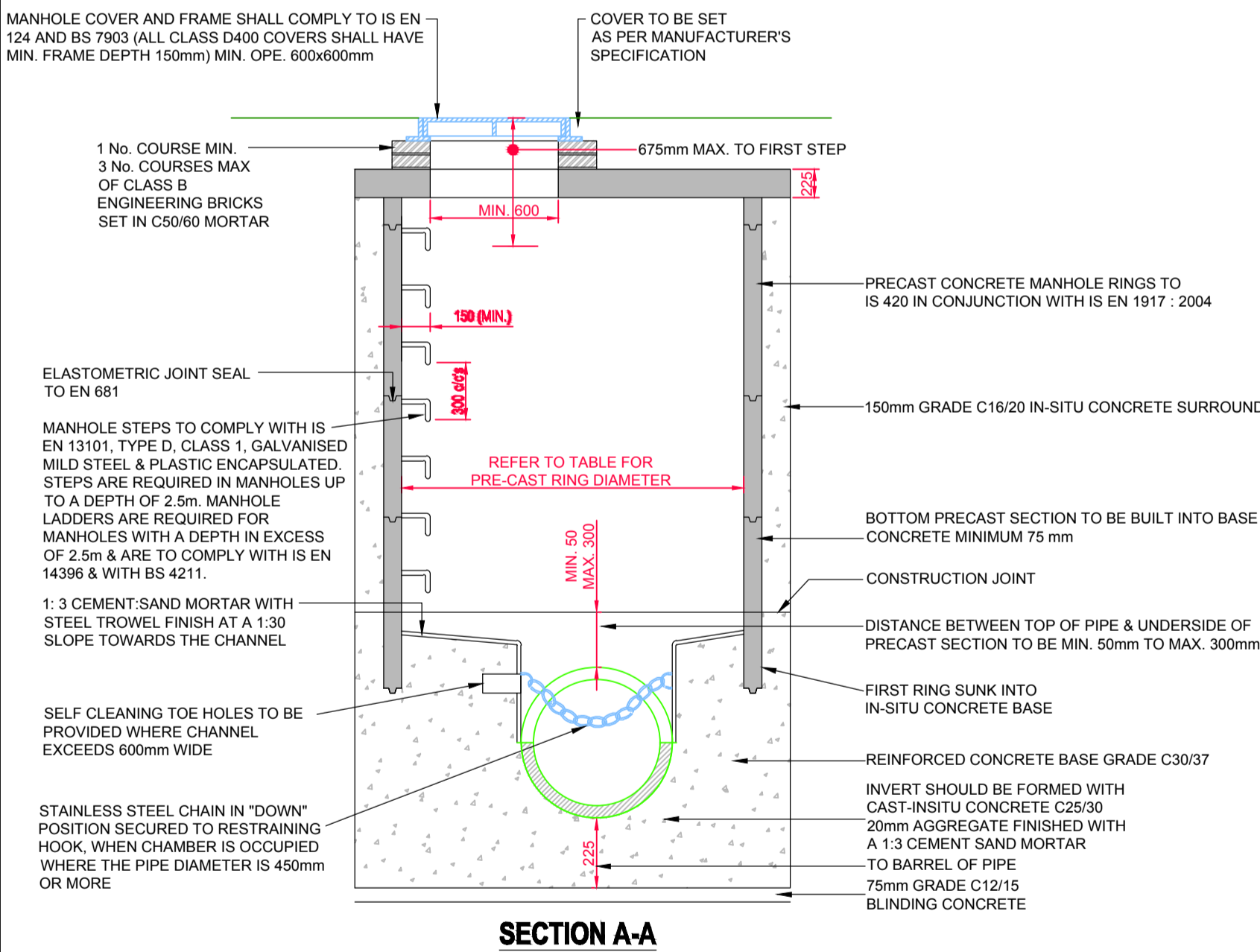
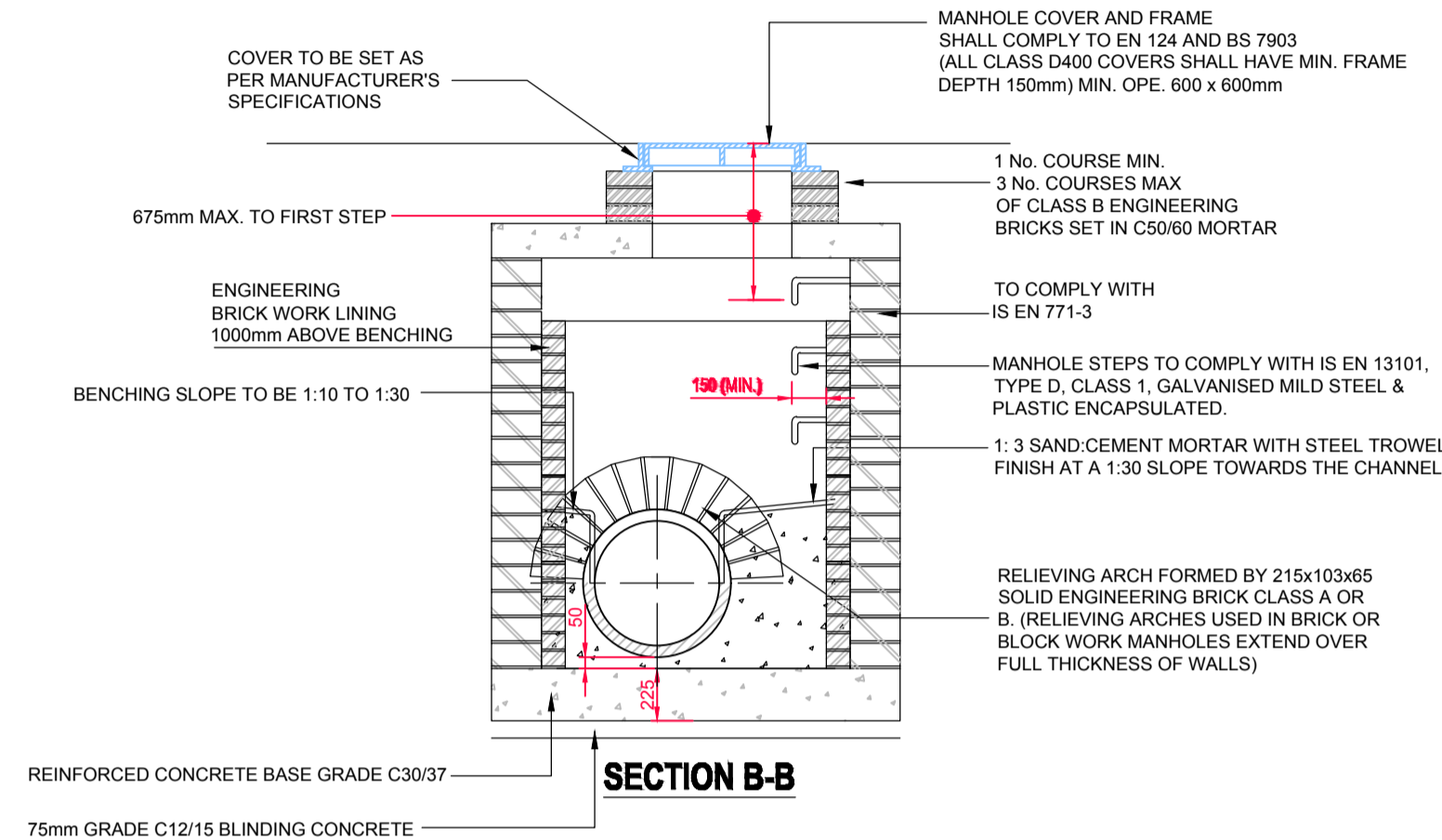


**IRISH WATER - STANDARD DETAILS - WASTEWATER
BLOCKWORK MANHOLE (<450mm DIA.) - STD-WW-09**

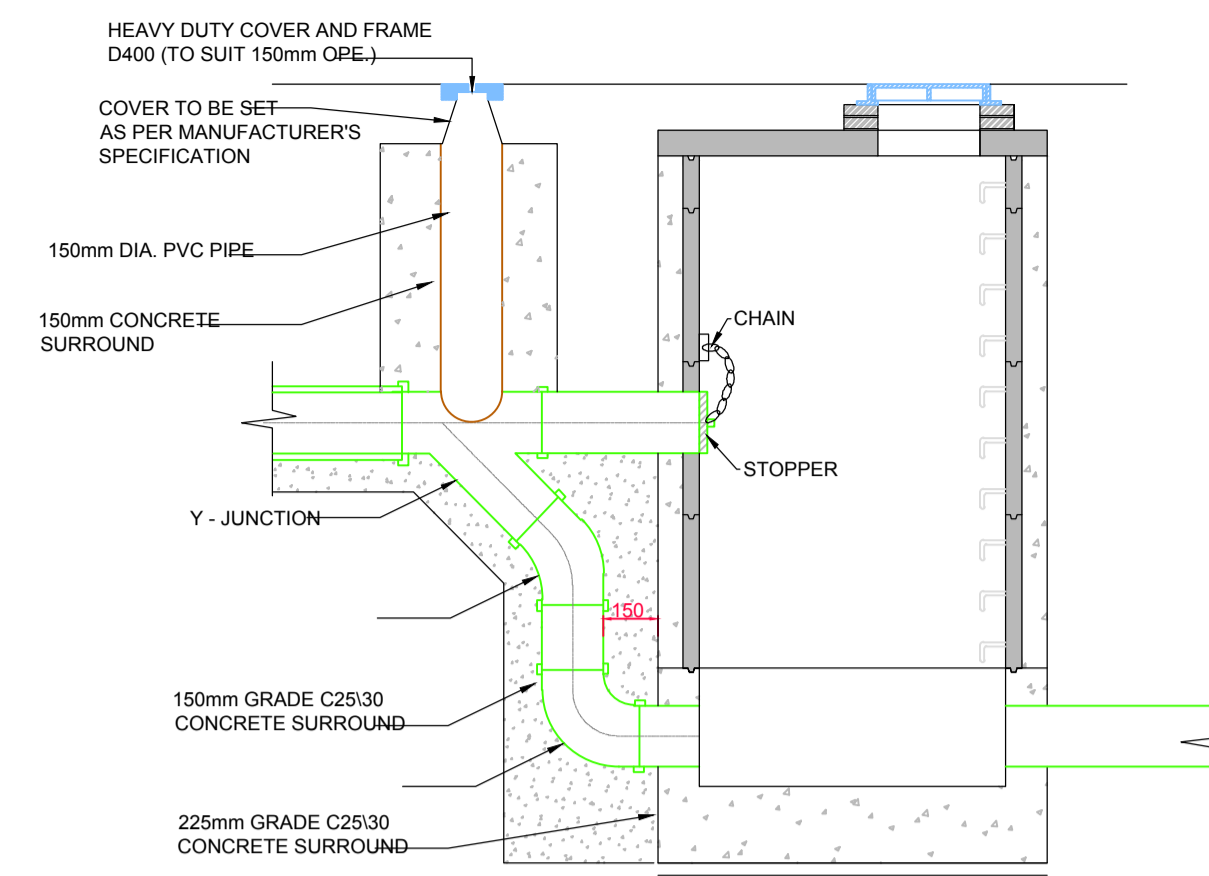
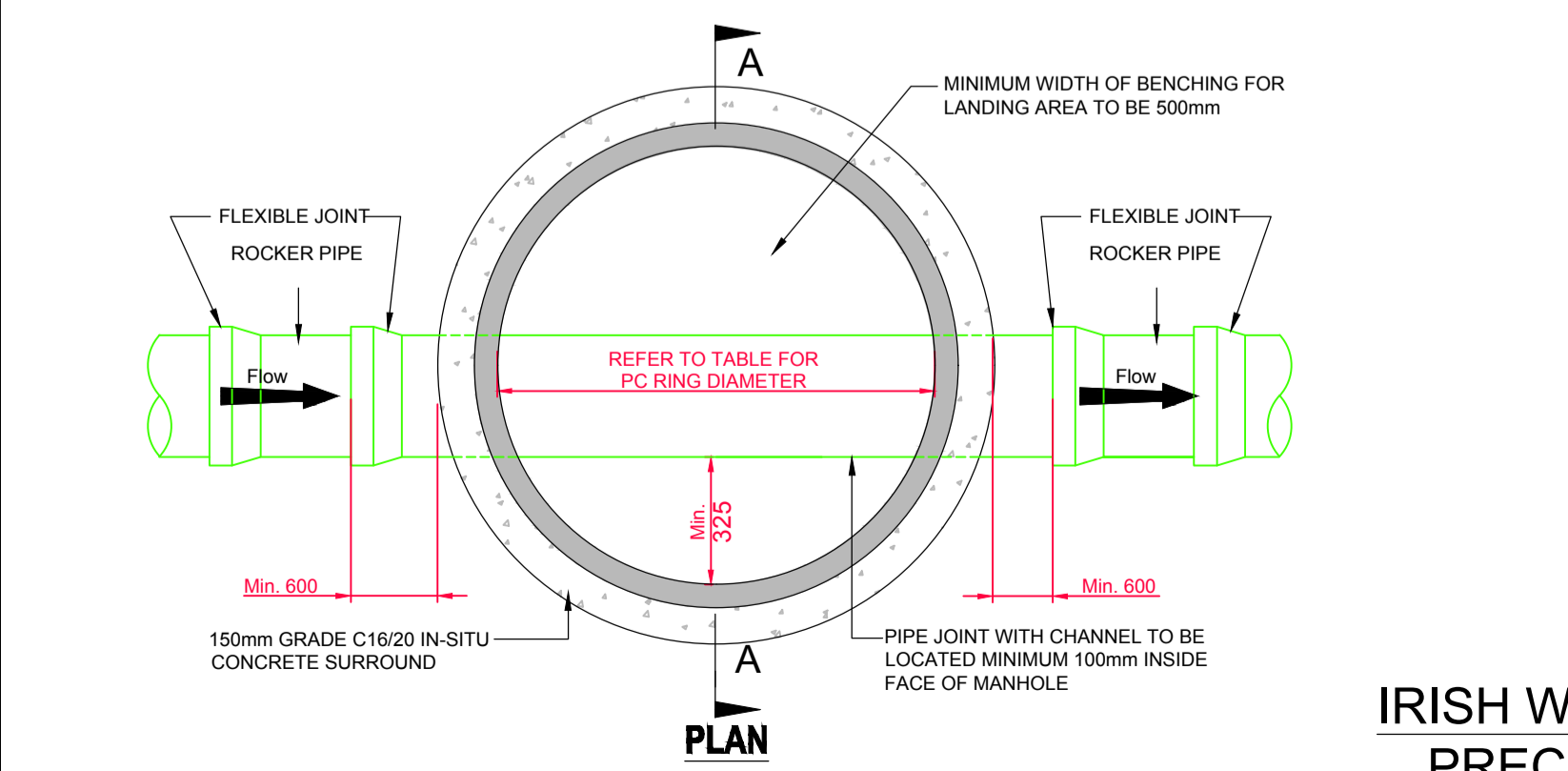
N. T. S.

1. ALL DIMENSIONS ARE IN MILLIMETRES (mm) UNLESS NOTED OTHERWISE.
2. SOLID BLOCKWORK TO BE OF HIGH STRENGTH (20M/mm²) TO IS EN 771.
3. MAXIMUM DEPTH OF BLOCK WORK MANHOLE IS 1.20m (THE USE OF BLOCK WORK IN DEEPER MANHOLES WILL BE CONSIDERED BUT SUCH USE WILL REQUIRE DETAILED STRUCTURAL DESIGN AND WRITTEN APPROVAL FROM IRISH WATER).
4. WALLS TO BE FLUSH POINTED AND NOT PLASTERED INTERNALLY. INTERNAL LINING OF ENGINEERING BRICK TO IS EN 771-1 TO A HEIGHT OF 1m ABOVE BENCHING. ENGINEERING BRICK TO BE BONDED TO BLOCKWORK USING ENGLISH GARDEN WALL BOND.
5. STRUCTURAL DESIGN AND REINFORCEMENT DETAILS FOR ROOF AND BASE SLABS TO BE PROVIDED BY THE MAIN CONTRACTOR AND SUBMITTED TO IRISH WATER FOR REVIEW.
6. COVERS AND FRAMES SHALL BE SUITABLE FOR ROAD AND TRAFFIC CONDITIONS SUBJECT TO APPROVAL FROM IRISH WATER.
7. 200mm ALL AROUND, 100mm DEEP CONCRETE PLINTH WITH PROTECTIVE STAINLESS STEEL METAL BAND AROUND COVERS IN GREEN AREAS.
8. ALL CHAMBERS TO BE CHECKED FOR UPLIFT BY THE MAIN CONTRACTOR BASED ON GROUND CONDITIONS WITHIN THE SITE. SHOULD ANTI FLOATATION MEASURES BE REQUIRED THEY SHALL BE SUBJECT TO APPROVAL FROM IRISH WATER.
9. ALL CONCRETE TO BE IN ACCORDANCE WITH IS EN 206 : 2013.

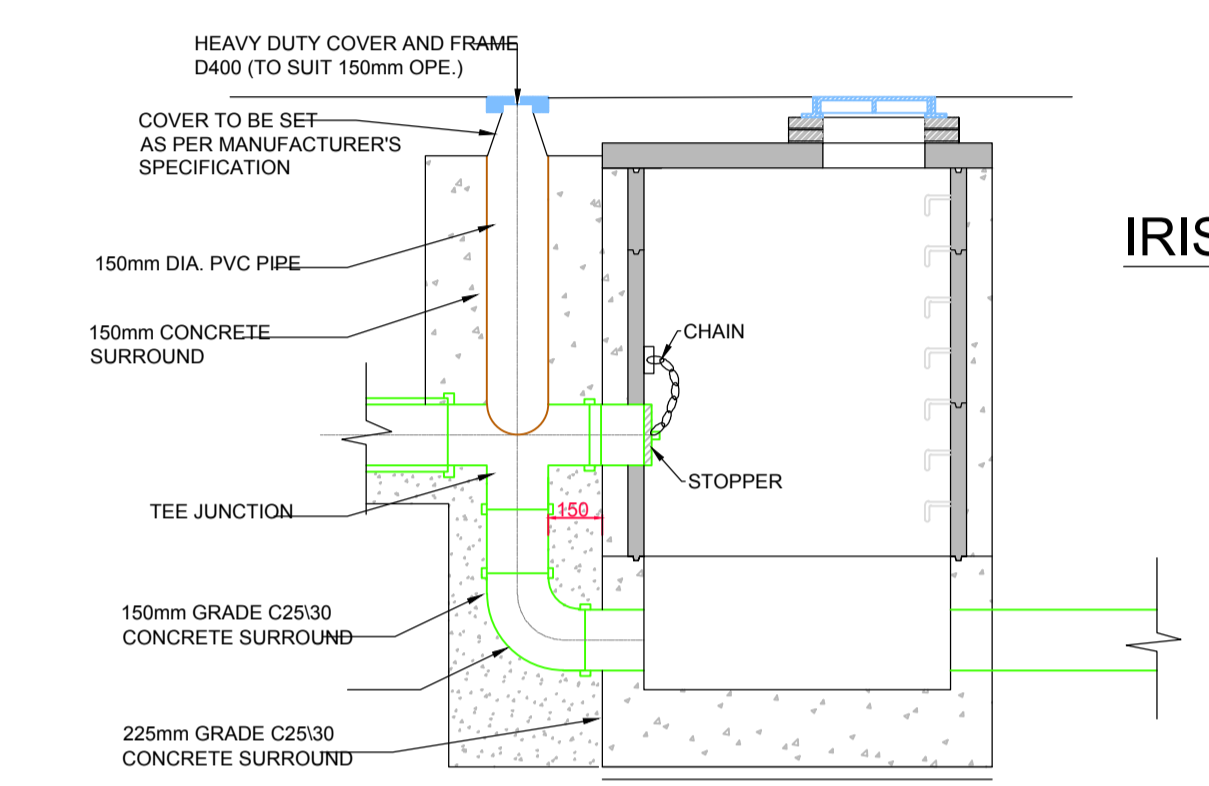


**IRISH WATER - STANDARD DETAILS - WASTEWATER
PRECAST CONCRETE MANHOLE - STD - WW - 10**

MINIMUM MANHOLE DIAMETERS	
DIAMETER OF LARGEST PIPE IN MANHOLE (mm)	INTERNAL DIAMETER OF MANHOLE (mm)
LESS THAN 375	1200
375 TO 450	1350
500 TO 750	1500

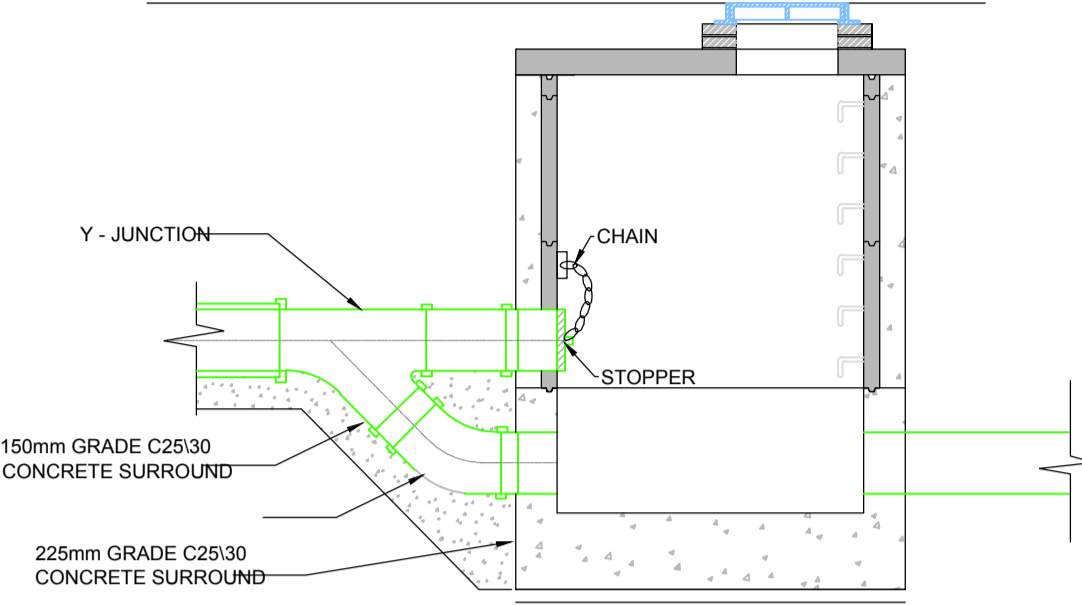


TYPE No. 1
150mm - 450mm DIA. (INCL.) DROP GREATER THAN 1700mm
500mm - 900mm DIA. (INCL.) DROP GREATER THAN 2300mm



TYPE No. 2
150mm - 450mm DIA. (INCL.) DROP GREATER THAN 900 AND LESS THAN 1700mm
500mm - 900mm DIA. (INCL.) DROP GREATER THAN 1300mm AND LESS THAN 2300mm

1. ALL DIMENSIONS ARE IN MILLIMETRES (mm) UNLESS NOTED OTHERWISE.
2. RODDING EYE CHAMBER SHALL BE COVERED WITH APPROVED HEAVY DUTY METAL COVERS TO IS 261 AND BS 5834. COVER AND FRAME SHALL BE SUITABLE FOR ROAD AND TRAFFIC CONDITIONS AND IS SUBJECT TO THE APPROVAL OF IRISH WATER.
3. ALL CHAMBERS TO BE CHECKED FOR UPLIFT BY THE MAIN CONTRACTOR BASED ON GROUND CONDITIONS WITHIN THE SITE. SHOULD ANTI FLOATATION MEASURES BE REQUIRED THEY SHALL BE SUBJECT TO APPROVAL FROM IRISH WATER.
4. ALL CONCRETE TO BE IN ACCORDANCE WITH IS EN 206.
5. MANHOLE DETAILS TO BE IN ACCORDANCE WITH STD-WW-09, 10 AND 11

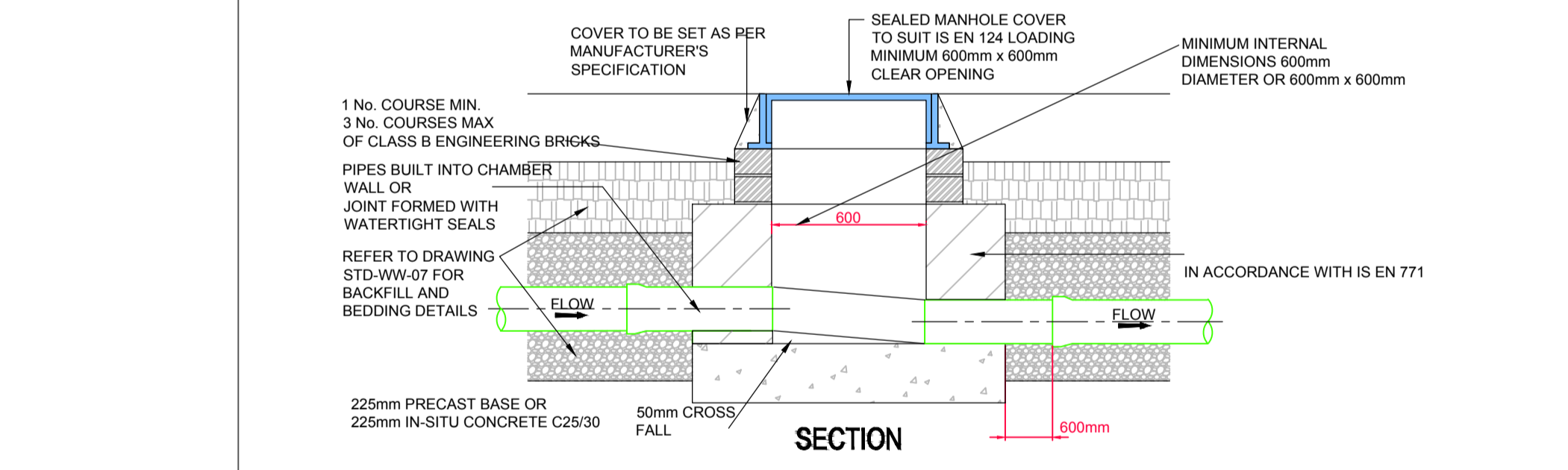


TYPE No. 3
150mm - 450mm DIA. (INCL.) DROP GREATER THAN 600mm AND LESS THAN 900mm
500mm - 900mm DIA. (INCL.) DROP GREATER THAN 600mm AND LESS THAN 1300mm

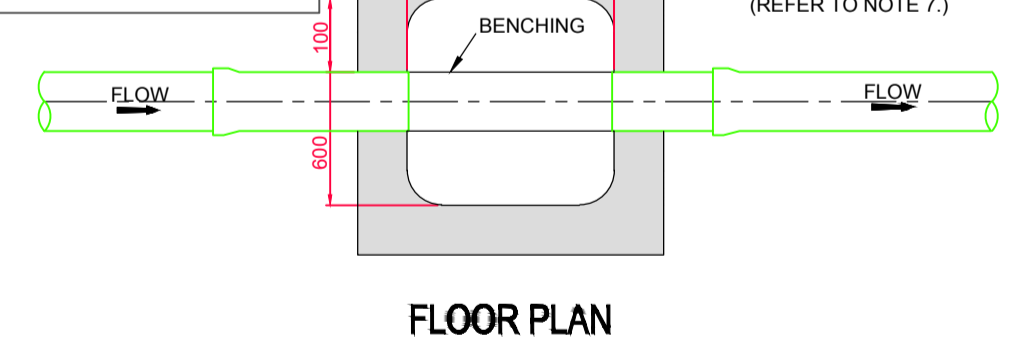
**IRISH WATER - STANDARD DETAILS - WASTEWATER
BACKDROP MANHOLES - STD-WW-12**

N. T. S.

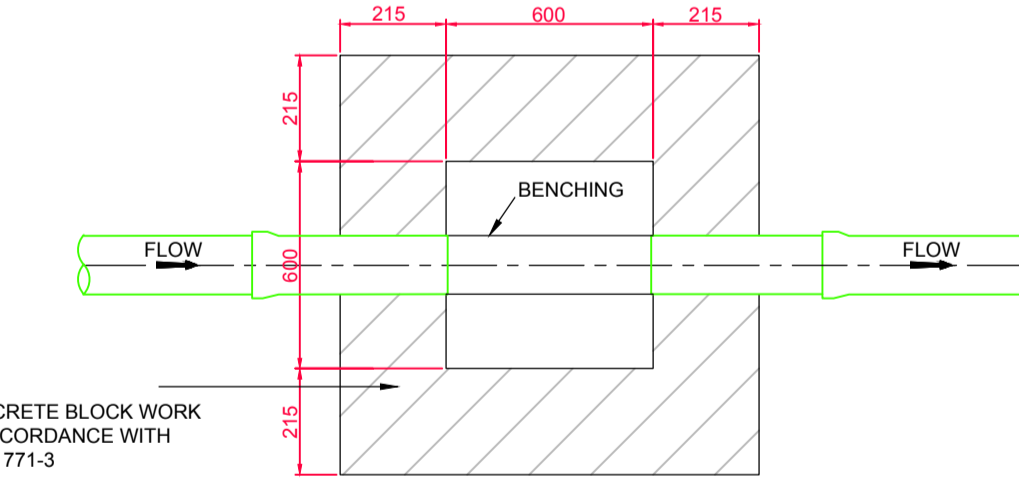
- NOTE:
1. BEFORE DRAINAGE WORKS ARE COMMENCED THE CONTRACTOR IS TO ESTABLISH IF DRAINAGE WORKS ARE TO BE TAKEN IN CHARGE BY THE LOCAL AUTHORITY. IF THIS IS THE CASE THE CONTRACTOR IS TO GET APPROVAL FROM THE LOCAL AUTHORITY FOR DETAILS SHOWN ON THIS DRAWING BEFORE COMMENCING THE WORK.
 2. ALL MANHOLE BENCHING CAST OFF SITE BY PRECAST CONCRETE SUPPLIER, IEA.
 3. ANY UNUSED PRECAST CONNECTION POINTS ARE TO BE PLUGGED IN ACCORDANCE WITH THE SPECIALIST SUPPLIERS RECOMMENDATIONS.



SECTION



**FLOOR PLAN
INSPECTION CHAMBER
(PRECAST CONCRETE CONSTRUCTION)**



**FLOOR PLAN
INSPECTION CHAMBER
(BLOCK WORK CONSTRUCTION)**

1. ALL DIMENSIONS ARE IN MILLIMETRES (mm) UNLESS NOTED OTHERWISE.
2. AN INSPECTION CHAMBER SHOULD BE LOCATED AT OR WITHIN 1m OF THE PROPERTY BOUNDARY AT THE UPSTREAM END OF EACH SERVICE CONNECTION ON THE PRIVATE SIDE OF THE CURTILAGE, IF PRACTICABLE.
3. ANY PIPE AND ASSOCIATED ACCESS UPSTREAM OF THE POINT OF CONNECTION TO A PUBLIC SEWER IS A PRIVATE DRAIN AND SHOULD BE CONSTRUCTED IN ACCORDANCE WITH THE BUILDING REGULATIONS. ACCESS POINTS SHOULD BE LOCATED SO THAT THEY ARE ACCESSIBLE AND APPARENT TO THE MAINTAINER AT ALL TIMES FOR USE. THEY SHOULD NEVER BE OVERLAIN WITH SURFACE DRESSING, TOPSOIL, ETC.
4. COVERS AND FRAMES SHALL BE SUITABLE FOR ROAD AND TRAFFIC CONDITIONS SUBJECT TO APPROVAL FROM IRISH WATER.
5. 200mm ALL AROUND, 100mm DEEP CONCRETE PLINTH WITH PROTECTIVE STAINLESS STEEL METAL BAND AROUND COVERS IN GREEN AREAS.
6. PROPRIETARY PREFABRICATED CHAMBER UNITS MAY ALSO BE USED, SUBJECT TO APPROVAL FROM IRISH WATER.
7. CONCRETE CHAMBERS SHALL BE SURROUNDED BY A MINIMUM OF 150mm COMPACTED CLAUSE 804 OR CLAUSE 808 MATERIAL AS PER STD-WW-07.

**IRISH WATER - STANDARD DETAILS - WASTEWATER
PRIVATE SIDE INSPECTOR CHAMBER - STD-WW-13**

N. T. S.



Issue register					
Rev.	Date	Description	Drawn	Checked	Approved
PL1	08.02.19	PLANNING ISSUE	PF	PF	NP
PL2	23.02.19	PLANNING ISSUE	PF	PF	NP

Client: **KILKENNY COUNTY COUNCIL**

Job Description: **CROKERS HILL HOUSING DEVELOPMENT**

Status: **PLANNING ISSUE**

Drawing Title: **EXTERNAL DETAILS SHEET 5**

I.W. STANDARD WASTEWATER DETAILS

Project No: **18KK003** Drawing Ref: **C-054** Rev: **PL2**

Date: **07.02.19** Scale: **AS SHOWN**

Drawn By: **P.FUNCHEON** Checked By: **P.FUNCHEON** Approved By: **N.PATTERSON**

Hayes Higgins Partnership
Gas House Lane, Kilkenny.